

Ultrasonic Testing Training

UT of Resistance Spot Welds

UT of Adhesive

Practical Training Designed & Delivered by Real-World Practitioners





- Training follows Engineering Specifications for Resistance Spot Weld Joint guidelines for the certification of Level I and Level II inspectors, to include part and subassembly certifications.
- Training follows Engineering Specifications for Adhesive Joint guidelines for the certification of Level I and Level II inspectors, to include part and subassembly certifications.

5-day – Level I certification

7-day – Level II certification

Core Concepts

- *Non-Destructive Testing (NDT).*
- *Ultrasonic inspection theory and Ultrasonic equipment.*
- *For level 2: Desktop/Troubleshooting Tools and Documentation Management.*
- *Completion of Certification.*



What will you learn?

- The concepts and benefits of Non-Destructive Testing.
- The basic theory of how ultrasonic inspection works.
- How to use the Ultrasonic equipment to perform inspections.

For Level 2:

- The use of UT equipment Desktop and Troubleshooting Tools.
- How to properly manage UT documentation.

What will you do?

- Gain experience through application on the job.
- Prove your abilities through written and performance-oriented testing.
- Complete requirements to be fully qualified to use ultrasonic quality inspection equipment.

Who is this class for?

- Body Joining Engineers
- Body Shop Managers
- Body Joining Inspectors

Ultrasonic Testing Training

UT of Resistance Spot Welds

UT of Adhesive

Practical Training Designed & Delivered by Real-World Practitioners

Level I – Class Schedule

Day 1

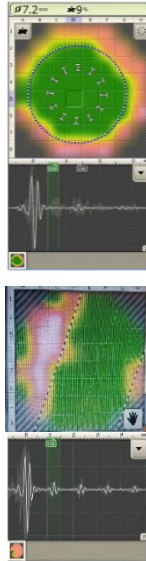
- Classroom Training Materials
- Certification Testing (Pre-Test)

Day 2

- Hands-On Practical
- Gauge R&R

Day 3 - 5

- Quality Check Production Parts
- Ultrasound Testing of Joints
- Teardown & Measurement of Joints
- Certification Testing (Final)




Level II – Class Schedule

Day 6 - 7

- Desktop and Troubleshooting Tools:
 - Build Templates to Engineering Specifications
 - Change a Probe and Evaluate Battery Condition
- Documentation Management:
 - Alpha & Beta Errors on the Correlation Study
 - Records Management
 - Certification & Recertification of the Sub-Assemblies & Inspectors

Engineering Specification Field Guide

Net Results provide Engineering Specification Field Guides customized to each Program requirements and to the NDT UT Inspection



Meet your Instructor – Troy Phillips.

- Troy is a Ford Motor company Retiree with more than 30 years of experience in Body Joining Processes. He spent three decades at Ford Motor Company, where he held leadership roles focused on training and team development in the Body Shop.
- Troy is fully certified Ford Level II - Ultrasonic Testing Technician. He has led multiple classes in the Kentucky Truck Plant (KTP) and Louisville Assembly Plant (LAP) processing the certification of Level I and Level II technicians with the VO-BCE Laser Applications team.



• Classroom Learning
• Hands-On Practical experience
• Gauge R&R
• Certification Testing